

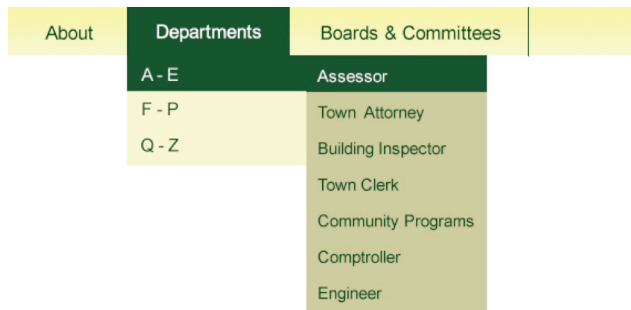


Website Option Examples

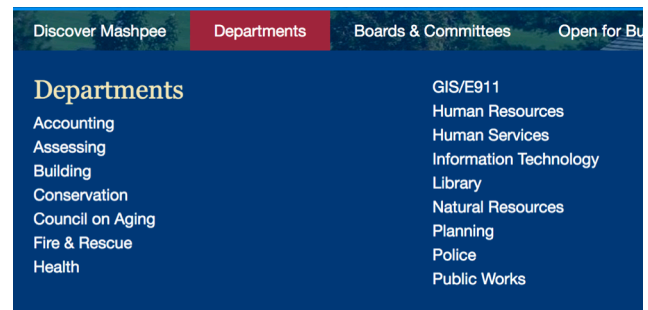
The following examples of different options follow the online questionnaire to help determine your preferences in developing design criteria for your website.

Main Navigational Links:

Cascade Drop Down



Mega-Menus

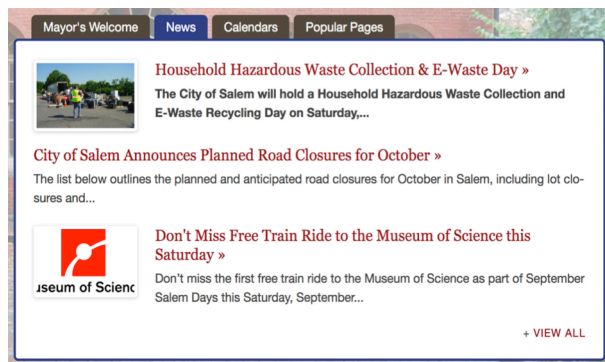


Note: for live examples of each and also how they can be mixed go to: <http://www.hanson-ma.gov/>

Use Tabs to Display Information:

Tabs offer a way to show different information in the same space on a web page. The user switches between each tab by clicking on the tab. The example shows a switch between the “News” tab to the “Calendar” tab. Tabs can be formatted in a variety of ways.

“News” Tab




“Calendar” Tab



Note: Active tab is blue in this example.

Graphical Buttons and Icons

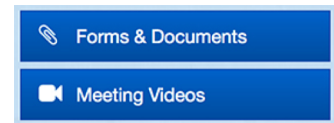
Button Style Option A
Stacked Icon/Link



Button Style Option B
Link w/No Icon



Button Style Option C
Icon Next to Link



Button Style Option D
Round Button



Button Style Option E
No Button (list)

